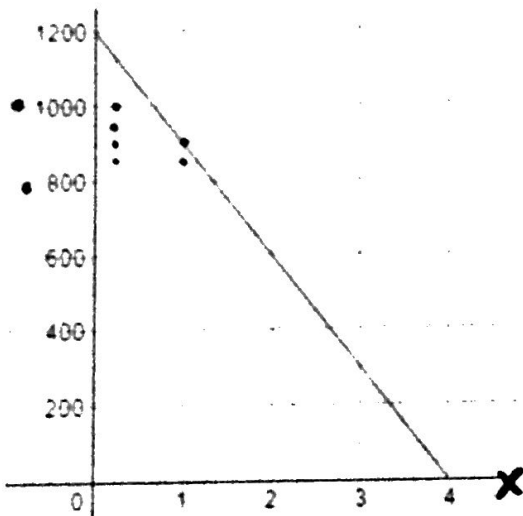


John

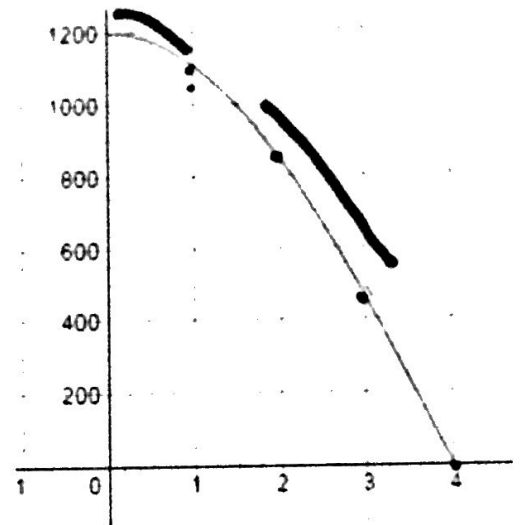
Janice rides her bike to the park almost everyday. That park is 1200 yards from her house and she can bike there in 4 minutes. What would each of the following graphs mean for Janice's ride? For each graph, tell a story that describes her ride to the park.

1.



2.

x	y
1	1100
2	750
3	450
4	0

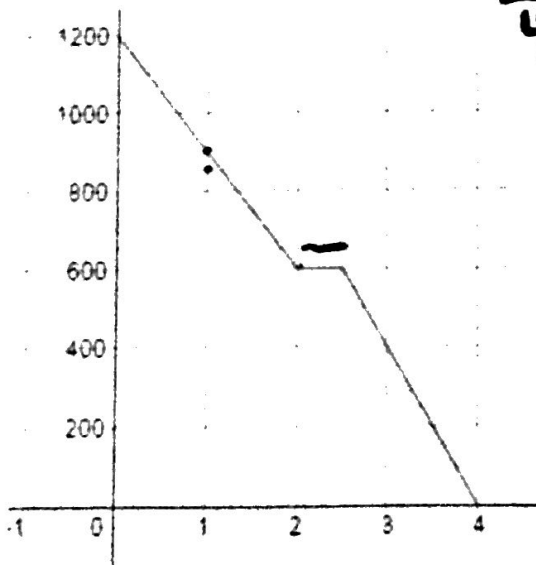


Y-intercept = 1200

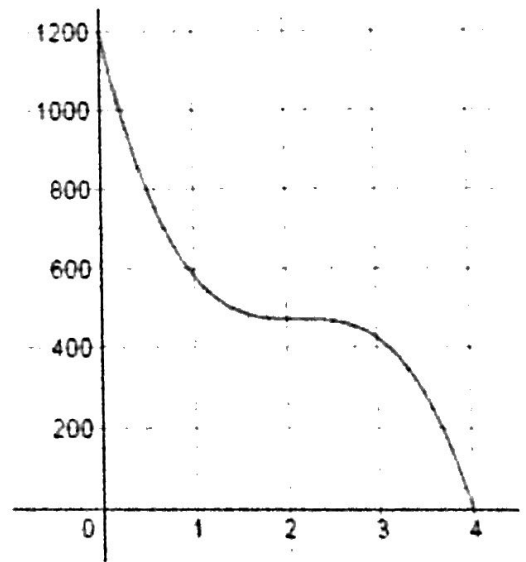
x	y
1	850
2	600
3	300
4	0

1200 = y-intercept

3.



x	y
1	500
2	425
3	425
4	0



1200 = y-intercept

x	y
1	900
2	600
3	400
4	0

1200 = y-intercept